


Reset Assembly

Final assembly instructions for a 95% pre-assembled chair.



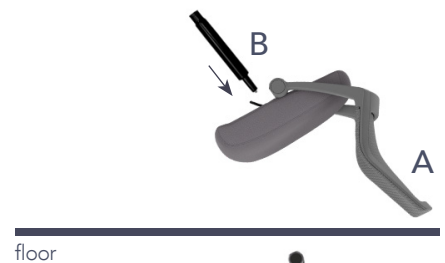
1 Unpack your chair.

Remove all parts from the box & remove all wrapping. Carefully place the top portion of the chair (A) upside down on the floor.



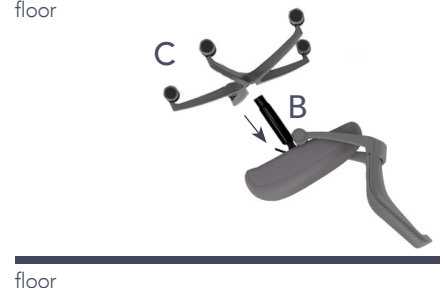
2 Attach gaslift.

Place the small end of the gaslift cylinder (B) into the hole in the center of the mechanism located on the bottom of your chair (A).



3 Attach 5-star base.

Place the 5-star base (C) onto the gaslift cylinder (B).



4 Sit in your chair.

Carefully return your chair to an upright position. Sit down firmly in your chair several times to fully engage the assembled chair.



We're here to help.

Call us at 877-211-5814 or email us at customer care@ergify.com for support.

ergify[™]